

TFC VALUE PROPOSITION

Large Selection
Lengths to meet your application needs.

Best Quality
Assures low in-place cost.


Fast Delivery / Need-it-Now!
Reduces your inventory costs.

SS Denotes available sizes in stainless steel **SS**

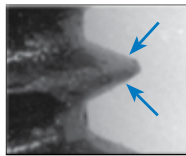
Here is why we use a special thread...

We use a buttress thread that provides exceptional clamping loads and is specified in many metal roofing systems to attached SSR clips over rigid insulation into metal deck.

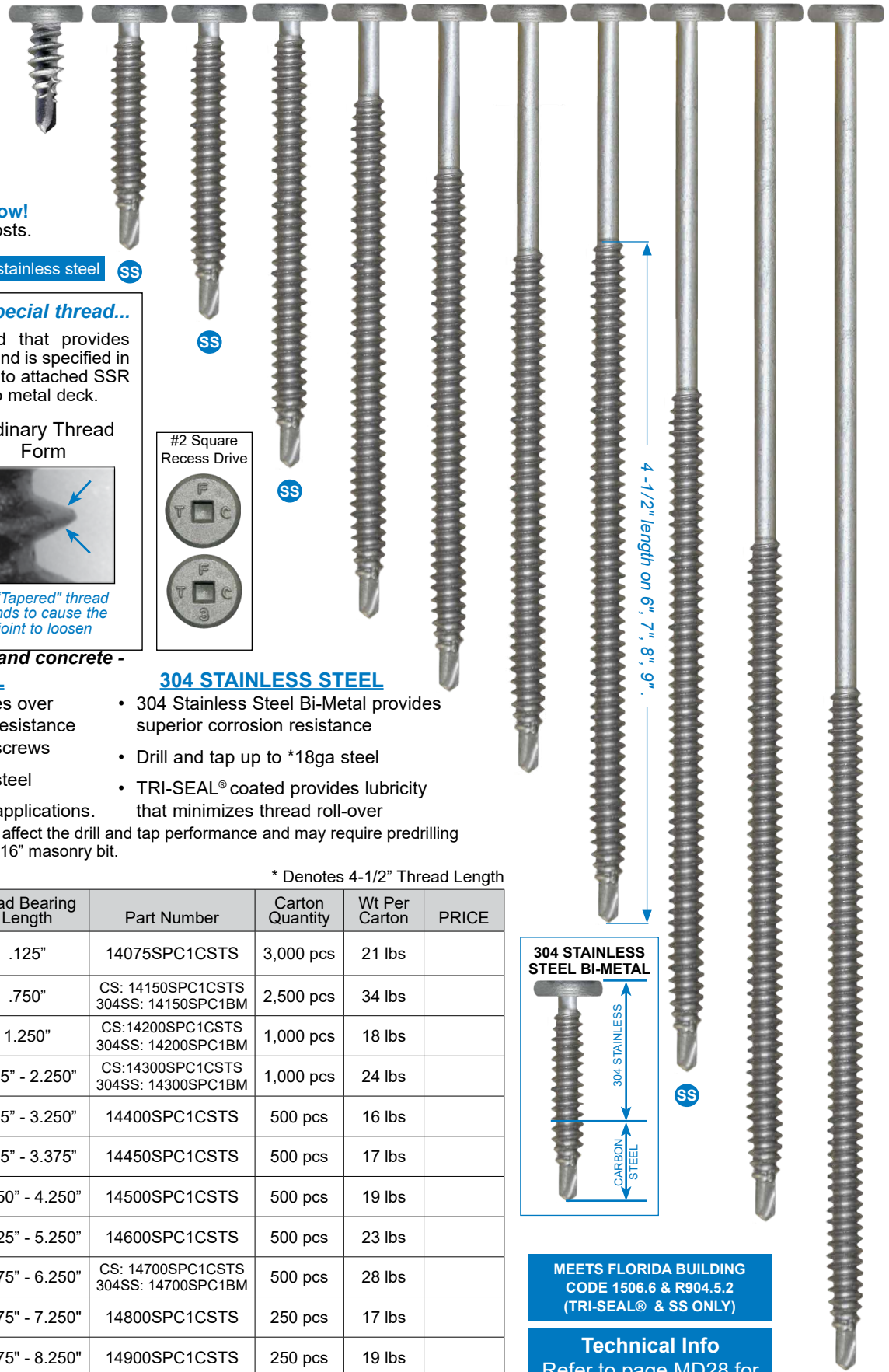

CONCEALOR® with Buttress Thread **Ordinary Thread Form**



"Flat" thread keeps the joint tight



A "Tapered" thread tends to cause the joint to loosen



- Attach to metal, wood, and concrete -
CARBON STEEL

- TRI-SEAL® coated provides over 10-times more corrosion resistance than black epoxy coated screws
- Drill and tap up to *16ga steel
- Can be used in concrete applications.

304 STAINLESS STEEL


- 304 Stainless Steel Bi-Metal provides superior corrosion resistance
- Drill and tap up to *18ga steel
- TRI-SEAL® coated provides lubricity that minimizes thread roll-over

* The hardness of the steel can affect the drill and tap performance and may require predrilling. For concrete, predrill using a 3/16" masonry bit.

SIZES

* Denotes 4-1/2" Thread Length

Description	Load Bearing Length	Part Number	Carton Quantity	Wt Per Carton	PRICE
#14-13 x 3/4" DP1	.125"	14075SPC1CSTS	3,000 pcs	21 lbs	
#14-13 x 1-1/2" DP1	.750"	CS: 14150SPC1CSTS 304SS: 14150SPC1BM	2,500 pcs	34 lbs	
#14-13 x 2" DP1	1.250"	CS:14200SPC1CSTS 304SS: 14200SPC1BM	1,000 pcs	18 lbs	
#14-13 x 3" DP1	.125" - 2.250"	CS:14300SPC1CSTS 304SS: 14300SPC1BM	1,000 pcs	24 lbs	
#14-13 x 4" DP1	.125" - 3.250"	14400SPC1CSTS	500 pcs	16 lbs	
#14-13 x 4-1/2" DP1	.625" - 3.375"	14450SPC1CSTS	500 pcs	17 lbs	
#14-13 x 5" DP1*	1.250" - 4.250"	14500SPC1CSTS	500 pcs	19 lbs	
#14-13 x 6" DP1*	2.125" - 5.250"	14600SPC1CSTS	500 pcs	23 lbs	
#14-13 x 7" DP1*	3.875" - 6.250"	CS: 14700SPC1CSTS 304SS: 14700SPC1BM	500 pcs	28 lbs	
#14-13 x 8" DP1*	4.875" - 7.250"	14800SPC1CSTS	250 pcs	17 lbs	
#14-13 x 9" DP1*	5.875" - 8.250"	14900SPC1CSTS	250 pcs	19 lbs	



MEETS FLORIDA BUILDING CODE 1506.6 & R904.5.2 (TRI-SEAL® & SS ONLY)

Technical Info
Refer to page MD28 for complete technical data.

Installation: DO NOT USE IMPACT DRIVERS!

Use 2,500 RPM max variable speed screw drivers with torque control or depth sensing nosepiece.

All information is non-binding and without guarantee. Before using the products, all specifications and calculations must be checked by a suitably qualified person and local regulations must be observed. This document is subject to revision. We reserve the right to make technical changes. (0321-1)